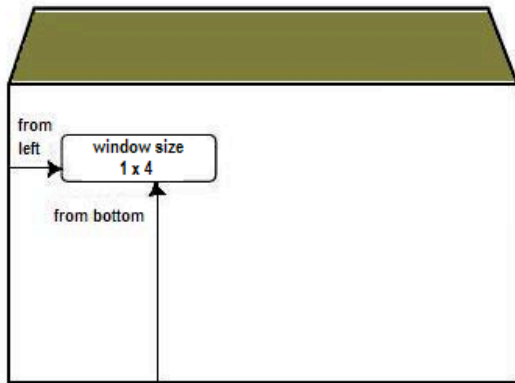
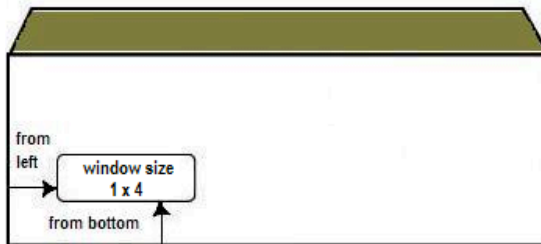


Window Position Layout

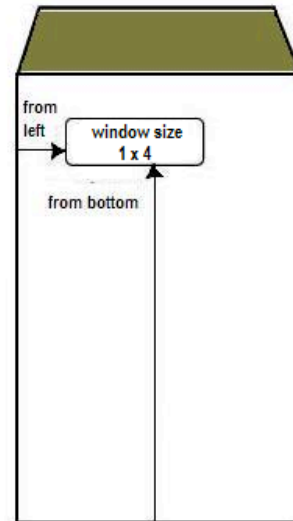
Horizontal Window



open side booklet

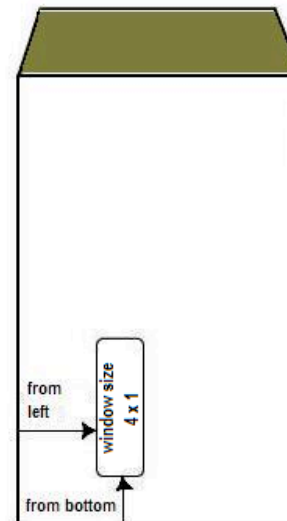


#10 open side

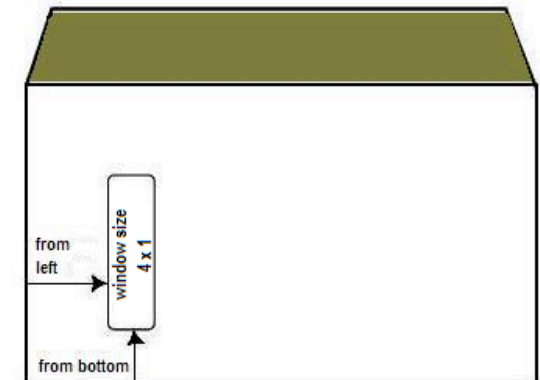


open end catalog

Vertical Window



open end catalog



open side booklet

When measuring windows for all envelopes—booklets and catalogs:

Begin with the flap running horizontally

Measure the window size—height x length

Measure the distance from the left side of envelope to the left side of the window

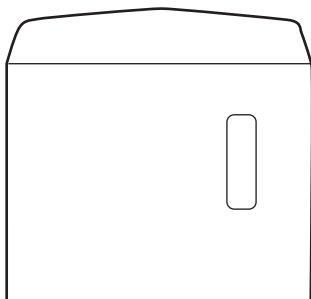
Measure the distance from the bottom of the envelope to the bottom of the window

WINDOW DIES

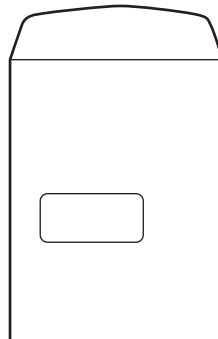
Seattle Envelope currently has all of the window dies listed below. We add to our inventory of dies often. If you need a specific size not listed, please call for an updated list. Standard window size: 1-1/8" x 4-1/2", standard window position 7/8" from left, 1/2" from bottom.

7/16 x 2-3/4	1-1/8 X 2-3/4	1-1/2 x 3-3/4	2-1/4 x 5
1/2 x 1-5/8	1-1/8 X 3	1-1/2 x 4	2-1/2 x 1-3/8
1/2 x 2-1/4	1-1/8 X 3-1/4	1-1/2 x 4-1/8	2-1/2 x 4-1/4
1/2 x 3-1/4	1-1/8 X 3-3/8	1-1/2 x 4-1/2	2-1/2 x 3
5/8 x 2	1-1/8 X 3-1/2	1-1/2 x 5	2-1/2 x 3-5/8
5/8 x 2-1/2	1-1/8 X 3-5/8	1-1/2 x 5-1/2	2-1/2 x 3-15/16
5/8 x 3	1-1/8 X 3-3/4	1-1/2 x 6	2-9/16 x 5
11/16 x 1-5/8	1-1/8 X 4	1-9/16 x 3-1/2	2-5/8 x 4-1/2
11/16 x 2-5/16	1-1/8 X 4-1/8	1-5/8 x 3-1/2	2-3/4 x 4-1/4
3/4 x 2-1/2	1-1/8 X 4-1/4	1-5/8 x 3-3/4	2-3/4 x 5
3/4 x 2-3/4	1-1/8 X 4-1/2	1-5/8 x 4	2-3/4 x 9-3/4
3/4 x 3	1-1/8 X 5-1/2	1-5/8 x 4-1/4	2-7/8 x 3
3/4 x 3-1/2	1-3/16 X 3-3/8	1-5/8 x 4-1/2	2-7/8 x 4
3/4 x 3-5/8	1-1/4 X 1-1/2	1-5/8 x 4-3/4	2-7/8 x 4-1/2
3/4 x 4-1/8	1-1/4 X 2-5/8	1-11/16 x 2-11/16	3-1/4 x 1-3/8
3/4 x 5	1-1/4 X 2-3/4	1-3/4 x 2-3/4	3-1/2 x 5-3/8
13/16 x 2-7/8	1-1/4 X 2-7/8	1-3/4 x 3-3/8	4 x 6
7/8 x 1-3/4	1-1/4 X 3	1-3/4 x 3-1/2	4-1/16 x 5-3/4
7/8 x 2	1-1/4 X 3-1/4	1-3/4 x 3-3/4	4-1/4 x 4
7/8 x 2-5/8	1-1/4 X 3-1/2	1-3/4 x 4	4-1/2 x 5-1/2
7/8 x 2-3/4	1-1/4 X 3-9/16	1-3/4 x 4-1/8	1-3/8" Circle
7/8 x 3	1-1/4 X 3-3/4	1-3/4 x 4-1/4	2" Circle
7/8 x 3-1/4	1-1/4 X 3-15/16	1-3/4 x 4-1/2	3" Circle
7/8 x 3-5/8	1-1/4 X 4	1-3/4 x 5	4-7/16" Circle
7/8 x 3-7/8	1-1/4 X 4-1/8	1-13/16 x 3-5/16	4-1/4" Circle
1 x 1	1-1/4 X 4-1/4	1-13/16 x 4-1/2	Doorknob Die
1 x 2-1/2	1-1/4 X 4-1/2	1-7/8 x 4-1/4	Oval Die - 1-1/8 x 1-9/16
1 x 2-3/4	1-1/4 x 4-13/16	2 x 2-3/16	Oval Die - 1-7/16 x 2-1/2
1 x 2-7/8	1-1/4 X 4-13/16	2 x 3	Oval Die - 1-3/16 x 2-1/16
1 x 3	1-1/4 x 7-3/4	2 x 3-1/2	Oval Die - 1-7/16 x 2-5/16
1 x 3-1/4	1-5/16 X 3-3/4	2 x 4	Oval Die - 1-3/16 x 1
1 x 3-3/8	1-3/8 x 3-1/4	2 x 4-1/4	Thumbcut
1 x 3-1/2	1-3/8 x 3-1/2	2 x 7-1/2	Superlopes
1 x 3-3/4	1-3/8 x 4	2 x 9	1-3/8 x 4-1/8 Notch Die
1 x 4	1-3/8 x 4-1/4	2-1/8 x 3-1/2	1-3/8 x 4-3/16 Notch Die
1 x 4-1/4	1-3/8 x 4-1/2	2-1/8 x 4-1/8	1-1/8 x 4-1/2 Notch Die
1 x 4-1/2	1-7/16 X 1-7/16	2-1/8 x 4-1/2	1-1/2 x 4-1/2 Notch Die
1 x 6-3/4	1-1/2 X 2-7/16	2-1/8 x 5-1/2	1-3/4 x 3-1/2 Notch Die
1-1/16 x 1-1/16	1-1/2 X 2-7/8	2-3/16 x 2-5/8	Wave Die - 1-13/16 x 4
1-1/16 X 3-3/8	1-1/2 x 3	2-3/16 x 4-7/16	3-7/8 x 2 w/frame
1-1/16 X 4-1/2	1-1/2 x 3-1/4	2-1/4 x 3-1/8	2-1/2 x 3-3/4 Pistol
1-1/8 X 2-1/4	1-1/2 x 3-1/2	2-1/4 x 3-1/4	

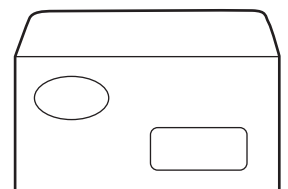
Window position is measured from the left and bottom of the envelope with the flap running horizontally, as shown below. Windows may be vertical or horizontal. When requesting a quote, please specify either horizontal or vertical window.



Booklet/Vertical Window



Catalog/Horizontal Window



Open Side Double Window